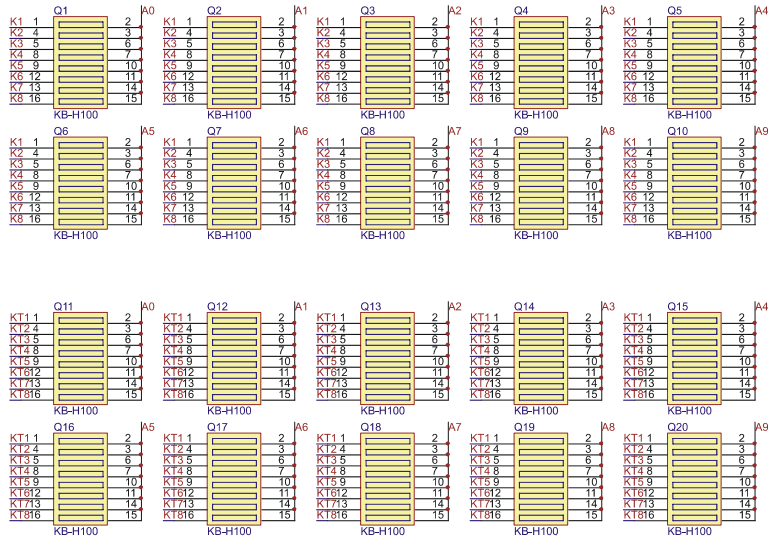
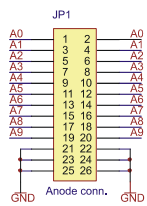
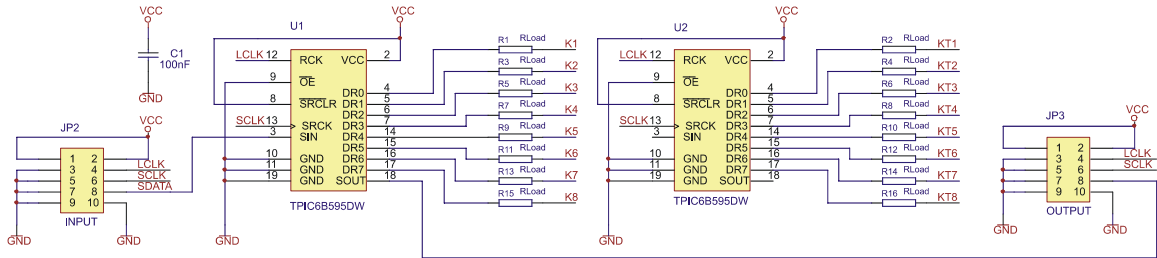


In figure below is shown schematic of board that drives LED bar indicators KB-H100. Each KB-H100 includes eight LED's. With two TPIC6B595 can be drive 20 indicators (160 bars) and they occupied 20 bytes in Controller's LED buffer.



If you have any questions or find some errors or misunderstandings in this documentation, do not hesitate to contact us on the next E-mails: support@itsdisplays.com or its@itsdisplays.com , and we try to answer you as soon as possible. Refer to <http://www.itsdisplays.com/> site to download Schematics and PCB source files.